



CAMBRIDGE ENGLISH  
Language Assessment

Authorised Platinum Centre



# 2018 YLE Update



# More vocabulary words

Levels	Present	2018 on	Increased by
Starters	466	497	+ 6.25%
Movers	358(824)	401(898)	+8.25%
Flyers	471(1295)	513(1411)	+8.23%



# Starters

Paper	Part	What's been updated
Listening	Part 1	There is a new Part 1 task. Instead of placing objects on the picture, children will need to match names to people. This is now the same task as <i>Cambridge: English Movers</i> and <i>Flyers</i> Part 1, but is targeted at Pre-A1 level.
Reading and Writing	Part 1	Now has both plural and singular nouns.
Reading and Writing	Part 4	There is now a semi-factual text instead of a riddle.
Speaking	Part 1	The test is now made up of four tasks. This new part combines the content from the existing Part 1 and 2.
Speaking	Part 1	The examiner will now ask the child their name.
Speaking	Part 1	An additional question has been added. Children now need to talk about the picture, rather than point (for example 'Tell me about ...').



# Starters

測驗	部分	更新的部分
聽力	第1部分	第一部分改成新的考試型式。在舊的題型中，考生將物品與其應擺放的位置畫線。在新的題型中，考生則須將人名與圖片中不同位置的人物畫線。新的題型與 <i>Cambridge: English Movers and Flyers</i> 的第一部分相同，但檢測的對象是針對 Pre-A1 級數。
閱讀與寫作	第1部分	題目中使用單數及複數名詞。
閱讀與寫作	第4部分	文章內容不再是謎題而是半事實的內容。
口說	第1部分	新的口說測驗有四部分。新的部分結合舊有的第一與第二部分的內容。
口說	第1部分	口試官會詢問考生的名字。
口說	第1部分	在此部分增加一個問題考生必須談論圖片，而不是僅用手指。(例如：‘Tell me about ...’).

# Listening


## Part 1 – 5 questions –



CAMBRIDGE ENGLISH  
Language Assessment

Authorised Platinum Centre

Listen and draw lines. There is one example.



## Tapescript

R = rubric      Fch = Female child  
F = Female adult      Mch = Male child  
M = Male adult

- R Hello. This is the Cambridge English Starters Listening sample test.  
[MUSIC]  
Look at Part 1.  
Look at the picture.  
Listen and look.  
There is one example.  
PAUSE 00'03"
- Mch Here's a photo of me and my friends in the park, Miss Box.  
F Oh yes! Who's that? The boy with the cats.  
Mch His name's Pat. He's holding one cat in his arms! Pat loves animals.  
F That's good.  
PAUSE 00'03"
- R Can you see the line? This is an example.  
Now you listen and draw lines.  
PAUSE 00'03"
- [REPEAT FROM HERE]
- R One  
F There's a girl here, too. She's behind the pear tree!  
Mch Yes. She's funny. Her name's Lucy.  
F And what's Lucy doing behind that tree?  
Mch Sorry! I don't know. Playing a game?  
PAUSE 00'05"
- R Two  
Mch And there's Jill. She's got some bread in her hand.  
F Is she giving it to the ducks?  
Mch Yes! Jill loves ducks.  
F Me too!  
PAUSE 00'05"
- R Three  
F That's a great kite!
- PAUSE 00'05"
- R Four  
F One person is reading. What's her name?  
Mch The girl with the book?  
F Yes.  
Mch That's my friend Ann. Reading is Ann's favourite hobby.  
PAUSE 00'05"
- R Five  
F And what's that boy's name? The boy on the bike.  
Mch That's Nick. Nick's in my class at school.  
F Oh! He's got a nice bike!  
Mch I know! It's new. He loves it.  
PAUSE 00'05"
- R Now listen to Part 1 again.  
PAUSE 00'03"
- [REPEAT PART 1 WITH ONLY 00'03" PAUSES]  
That is the end of Part 1.  
PAUSE 00'05"
- Part 2.  
Look at the picture.  
Listen and write a name or a number.  
There are two examples.  
PAUSE 00'03"
- Fch Hello. I'm new in class.  
M What's your name, please?  
Fch Kim.  
M Is that K-I-M?  
Fch Yes. Kim.  
PAUSE 00'03"
- M How old are you, Kim?  
Fch I'm 8 today.  
M 8 today? Happy birthday!  
Fch Thank you.  
PAUSE 00'03"
- R Can you see the answers? Now you listen and write a name or a number.  
PAUSE 00'03"
- [REPEAT FROM HERE]
- R One  
M What's your family name, please?

# Reading and Writing



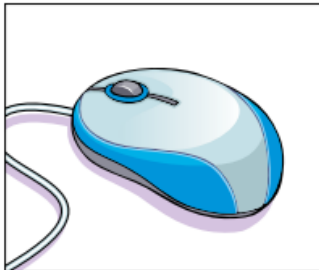
## Part 1 – 5 questions –

Look and read. Put a tick (✓) or a cross (✗) in the box.  
There are two examples.

### Examples



These are grapes.



This is a house.



### Questions

1



This is a helicopter.



2



This is a clock.



3



These are shells.



4



This is a sock.



5



These are chairs.





# Reading and Writing




## Part 4

– 5 questions –

Read this. Choose a word from the box. Write the correct word next to numbers 1–5. There is one example.

### Lizards



Lots of lizards are very small ..... animals ..... but some are really big.

Many lizards are green, grey or yellow. Some like eating (1) ..... and some like eating fruit.

A lizard can run on its four (2) ..... and it has a long (3) ..... at the end of its body.

Many lizards live in (4) ..... but, at the beach, you can find some lizards on the (5) ..... Lizards love sleeping in the sun!

#### Example



animals



tail



balloon



trees



legs



spiders



teacher



sand



# Speaking

## Starters Speaking Summary of Procedures

The usher introduces the child to the examiner.

1. After asking the child 'What's your name?', the examiner familiarises the child with the picture first and then asks the child to point out certain items on the scene picture, e.g. 'Where's the door?' The examiner then asks the child to put two object cards in various locations on the scene picture, e.g. 'Put the robot on the red chair.'
2. The examiner asks questions about two of the people or things in the scene picture, e.g. 'What's this?' (Answer: banana) 'What colour is it?' (Answer: yellow). The examiner also asks the child to describe an object from the scene, e.g. 'Tell me about this box.'
3. The examiner asks questions about four object cards, e.g. 'What's this?' (Answer: (orange) juice) and 'What do you drink for lunch?'
4. The examiner asks questions about the child, e.g. 'Which sport do you like?'





# Movers

Paper	Part	What's been updated
Listening	Part 3	Instead of matching days of the week and actions, children will match a list of illustrated words or names with a set of pictures. This is now the same task as Cambridge: English Flyers Part 3 (but is targeted at A1 level).
Listening	Part 5	Children no longer have to draw as part of this question. They will now write a word.
Reading and Writing	All parts	Across all six parts there are now 35 questions, instead of 40.
Reading and Writing	Part 1	There are now only five questions, instead of six.
Reading and Writing	Part 3	There are now only six questions, instead of seven.
Reading and Writing	Part 5	There are now only seven questions, instead of ten.
Reading and Writing	Part 6	This is a new writing task. This new task replaces the existing Part 2 task.
Speaking	Part 1	The examiner will now ask the child their name and age.
Speaking	Part 2	The story now has a title and the characters have been given names to provide appropriate context and support.



# Movers

測驗	部分	更新的部分
聽力	第3部分	新的題型中考生必須將一系列附插圖的字或名字與一組圖片配對，而不再是舊版中將星期與活動配對。新版的題型與 <i>Cambridge: English Flyers</i> 的第3部分相同，但檢測的對象是針對A1級數。
聽力	第5部分	考生不再需要在此大題中畫圖。新版中他們需要書寫一個字。
閱讀與寫作	所有部分	總共6部分35題，舊題型為40題。
閱讀與寫作	第1部分	新版有5題，舊版為6題。
閱讀與寫作	第3部分	新版有6題，舊版為7題。
閱讀與寫作	第5部分	新版有7題，舊版為10題。
閱讀與寫作	第6部分	這部分是全新的寫作題型，取代舊版的第2部分。
口說	第1部分	口試官會詢問考生的名字與年齡。
口說	第2部分	故事的開頭和角色的名字會印在題本上。

# Listening



## Part 3

– 5 questions –

Mrs Castle is telling Sally, about the people in her family and about their different hobbies. Which is each person's favourite hobby?

Listen and write a letter in each box. There is one example.



her parents

H



her uncle



her son



her cousin



her brother



her daughter



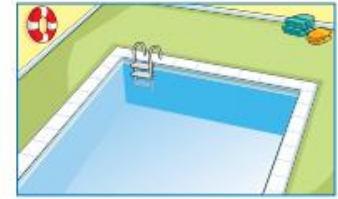
A



B



C




D



E



F



G



H

# Listening



CAMBRIDGE ENGLISH  
Language Assessment

Authorised Platinum Centre

## Part 5 – 5 questions –

Listen and colour and write. There is one example.



# Reading and Writing



CAMBRIDGE ENGLISH  
Language Assessment

Authorised Platinum Centre

## Part 6 – 6 questions –

Look and read and write.



### Examples

The dog is playing in some

..... water

What's the mother wearing?

..... a purple shirt

Complete the sentences.

1 The boy on the bike is wearing grey .....

2 One dog is brown and one dog is .....

Answer the questions.

3 What's the girl in the black skirt doing?

.....

4 Where are the flowers?

.....

Now write two sentences about the picture.

5 .....

6 .....





# Speaking

## Movers Speaking

### Summary of Procedures

The usher introduces the child to the examiner. The examiner asks the child 'What's your name?' and 'How old are you?'

1. The examiner asks the child to describe several differences between the two Find the Differences pictures, e.g. 'Here it's a cloudy day, but here it's a sunny day.'
2. The examiner tells the child the name of the story and describes the first picture, e.g. 'These pictures show a story. It's called, "Fred loves food". Look at the pictures first. (Pause) Fred's at home with his family. They're in the kitchen and Mum's giving him his dinner.' The examiner then asks the child to continue the story. The title of the story and the name of the main character(s) is shown with the pictures in the candidate booklet.
3. The examiner demonstrates how to do this task with the first set of four odd-one-out pictures and then asks the child to choose one picture in the other three sets and say which is different and why. For example, 'You don't eat a book. You read it.'
4. The examiner asks questions about a topic, e.g. 'Let's now talk about parties. What do you eat at parties?'





# Flyers

Paper	Part	What's been updated
Listening	Part 5	Children will no longer be asked to draw as part of this question; they will now write the word.
Reading and Writing	All parts	Across all seven parts, there are now 44 questions instead of 50.
Reading and Writing	Part 3	The word options children are asked to select from are now placed before the text.
Reading and Writing	Part 7	This is a new writing task. This new task replaces the existing Part 2 task.
Speaking	Part 1	The examiner will now ask the child their name, family name and age.
Speaking	Part 3	The story now has a title and the characters have been given names to provide appropriate context and support.



# Flyers

測驗	部分	更新的部分
聽力	第5部分	考生不再需要在此大題中畫圖。新版中他們需要書寫一個字。
閱讀與寫作	所有部分	總共 <b>44</b> 題，舊題型為 <b>50</b> 題。
閱讀與寫作	第3部分	答案的選項欄改放在題目文章的上方。
閱讀與寫作	第7部分	這部分是全新的寫作題型，取代舊版的第2部分。
口說	第1部分	口試官會詢問考生的名字、姓氏與年齡。
口說	第3部分	故事的開頭和角色的名字會印在題本上。

# Listening




CAMBRIDGE ENGLISH  
Language Assessment

Authorised Platinum Centre

## Part 5 – 5 questions –

Listen and colour and write. There is one example.




# Reading and Writing



## Part 3

– 6 questions –

Read the story. Choose a word from the box. Write the correct word next to numbers 1–5. There is one example.



### example

island	fridge	pushed	restaurant	missing
ready	pepper	sky	storm	cut

Last weekend, Harry and his parents went to a small hotel on an ..... island ..... in a lake. On Saturday afternoon the hotel cook went by boat to the town to see a friend. But then suddenly a (1) ..... came, with rain and strong winds, and he couldn't sail back to the hotel.

At six o'clock everyone in the hotel went to the (2) ..... to have dinner, but it was closed. 'What's the matter?' Harry's mum asked the waiter. 'The dinner isn't (3) ..... ,' he said, 'because there is no-one to cook.'

So Harry's parents decided to do something. They went into the kitchen where they looked in the (4) ..... and in the cupboards. They found some flour, tomatoes, cheese and vegetables.

Dad made pizzas and Mum (5) ..... the vegetables into small pieces for a salad.

'That smells good,' said the waiter.

Harry ate a piece of pizza. 'And it tastes very good!' he said. Everyone loved the dinner and thanked Harry's parents.

(6) Now choose the best name for the story.

Tick one box.

Harry buys pizza

Lunch on a boat

The new cooks



## Part 7

Look at the three pictures. Write about this story. Write 20 or more words.



.....

.....

.....

.....



# Speaking

## Flyers Speaking

### Summary of Procedures

The usher introduces the child to the examiner. The examiner asks the child what his/her name and surname is and how old he/she is.

1. The examiner shows the child the candidate's copy of the Find the Differences picture. The child is initially shown the examiner's copy as well, but then encouraged to look at the candidate's copy only. The examiner then makes a series of statements about the examiner's picture and the child has to respond by making statements showing how the candidate's picture is different, e.g. (examiner) 'In my picture, the man is pointing at a cloud on the map.' (child) 'In my picture, he's pointing at the sun.'
2. The examiner shows the child the candidate's copy of the Information Exchange. The child is initially shown the examiner's copy as well, but then is encouraged to look at the candidate's copy only. The examiner first asks the child questions related to the information the child has, e.g. 'What's the name of Robert's favourite restaurant?' and the child answers. The child then asks the examiner questions, e.g. 'What's the name of Sarah's favourite restaurant?' and the examiner answers.
3. The examiner tells the child the name of the story and describes the first picture, e.g. 'These pictures tell a story. It's called "The Brave Teacher". Just look at the pictures first. (Pause) Nick and Anna are looking out of the classroom window. The teacher isn't happy because they're not doing their work.' The examiner then asks the child to continue telling the story. The title of the story and the name of the main character(s) is shown with the pictures in the candidate booklet.
4. The examiner asks questions about a topic, e.g. 'Now let's talk about some different months of the year. What's the best month at school?'





**CAMBRIDGE ENGLISH**  
Language Assessment

◆ Authorised Platinum Centre

# Q & A

[www.cambridgeenglish.org](http://www.cambridgeenglish.org)

